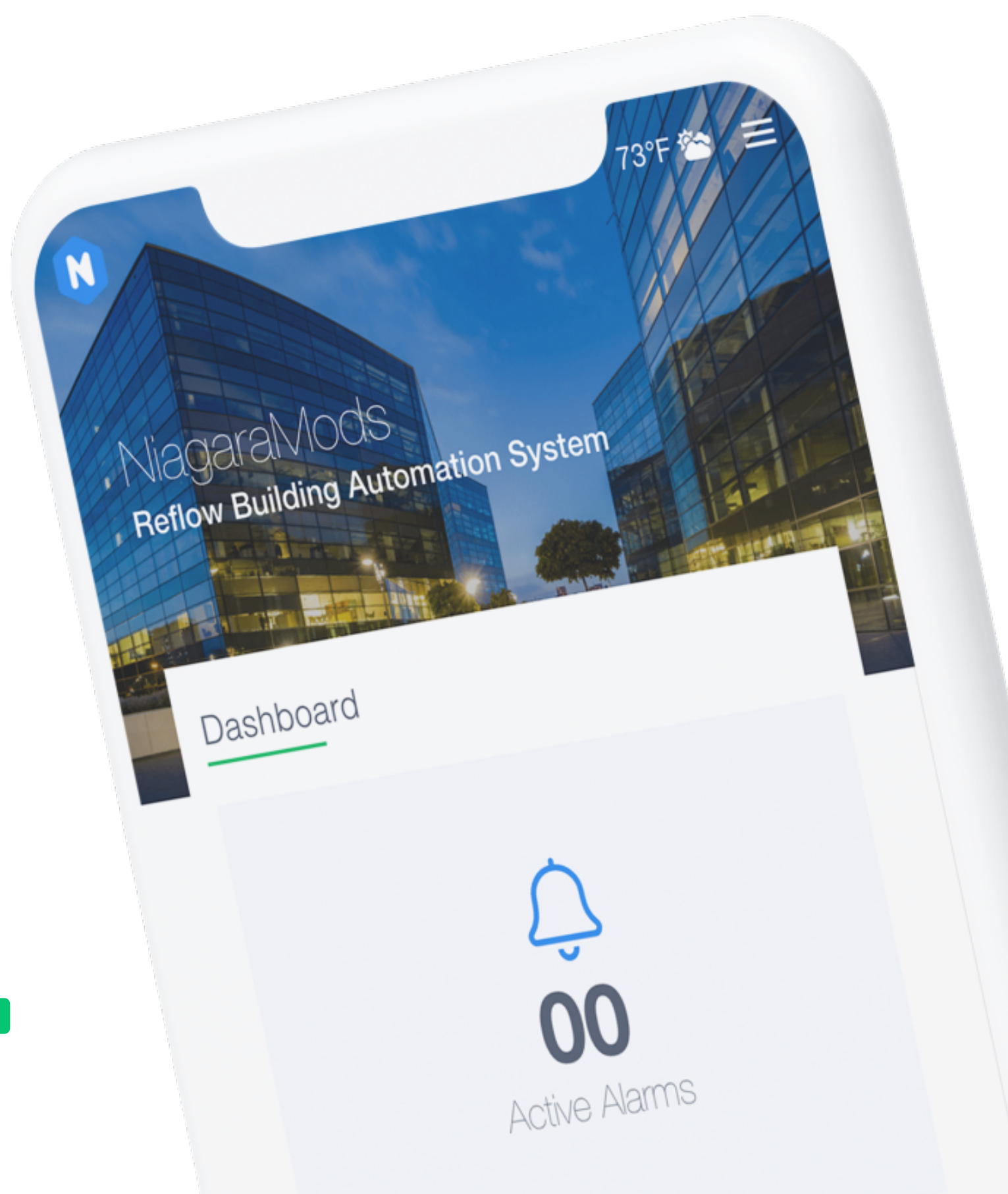




# A NEW UI

for  
niagara<sup>4</sup>



# MODERN USER INTERFACE

Reflow is a drop-in replacement for the entire Niagara user interface.

Reflow connects Niagara data to beautiful UI elements giving users a modern look and feel. With Reflow, you can deliver an immersive experience to every screen your customers use. The best part? It's built right in so there's no additional setup or time required.





# DESIGNED FOR FACILITIES MANAGERS, STAFF, AND **END USERS**

## A stunning user interface

Reflow provides a beautiful interface out of the box and allows you to customize the experience to fit your specific use case or vertical.

Responsive, HTML5 design patterns ensure that users have a great experience across all devices.



# CUSTOMIZE AND CONFIGURE

You don't need to be a user interface designer or developer to set up Reflow

One of the core strengths of Reflow is how intuitive it is to customize and configure. No need for long training courses, or confusing code. Use the config panel and see changes happen live as you make them.

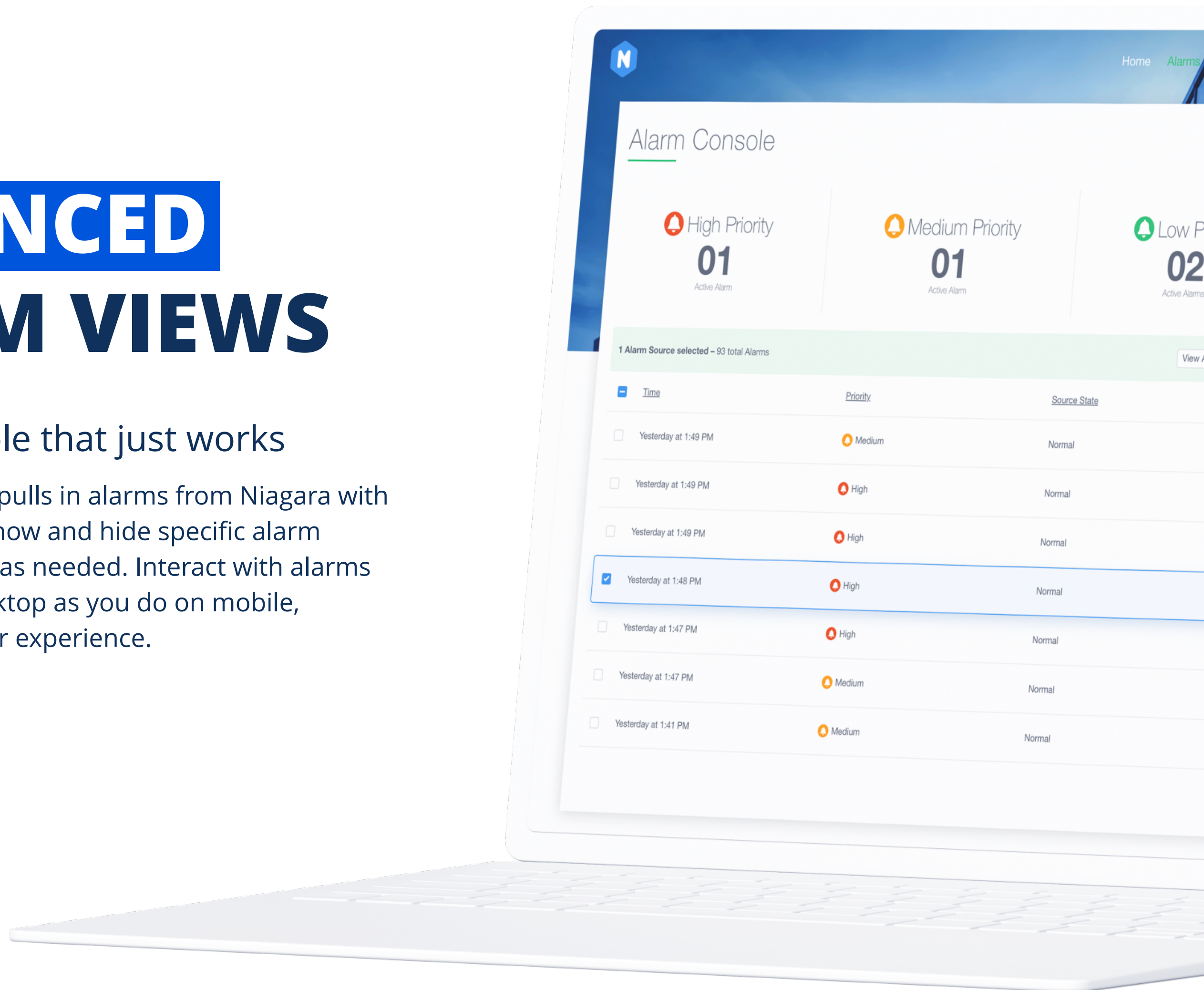




# ENHANCED ALARM VIEWS

An alarm console that just works

Reflow automatically pulls in alarms from Niagara with no set up required. Show and hide specific alarm classes and priorities as needed. Interact with alarms the same way on desktop as you do on mobile, creating a unified user experience.



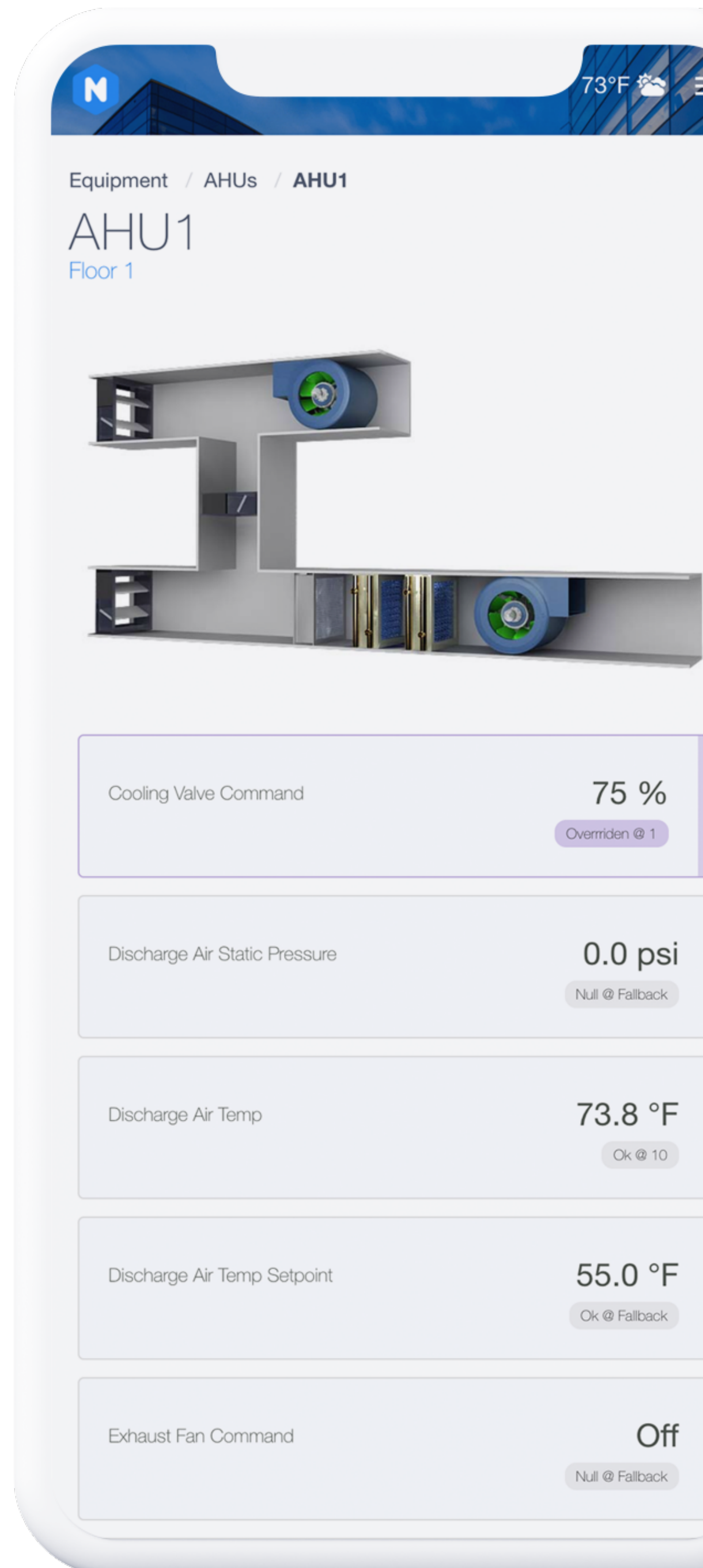
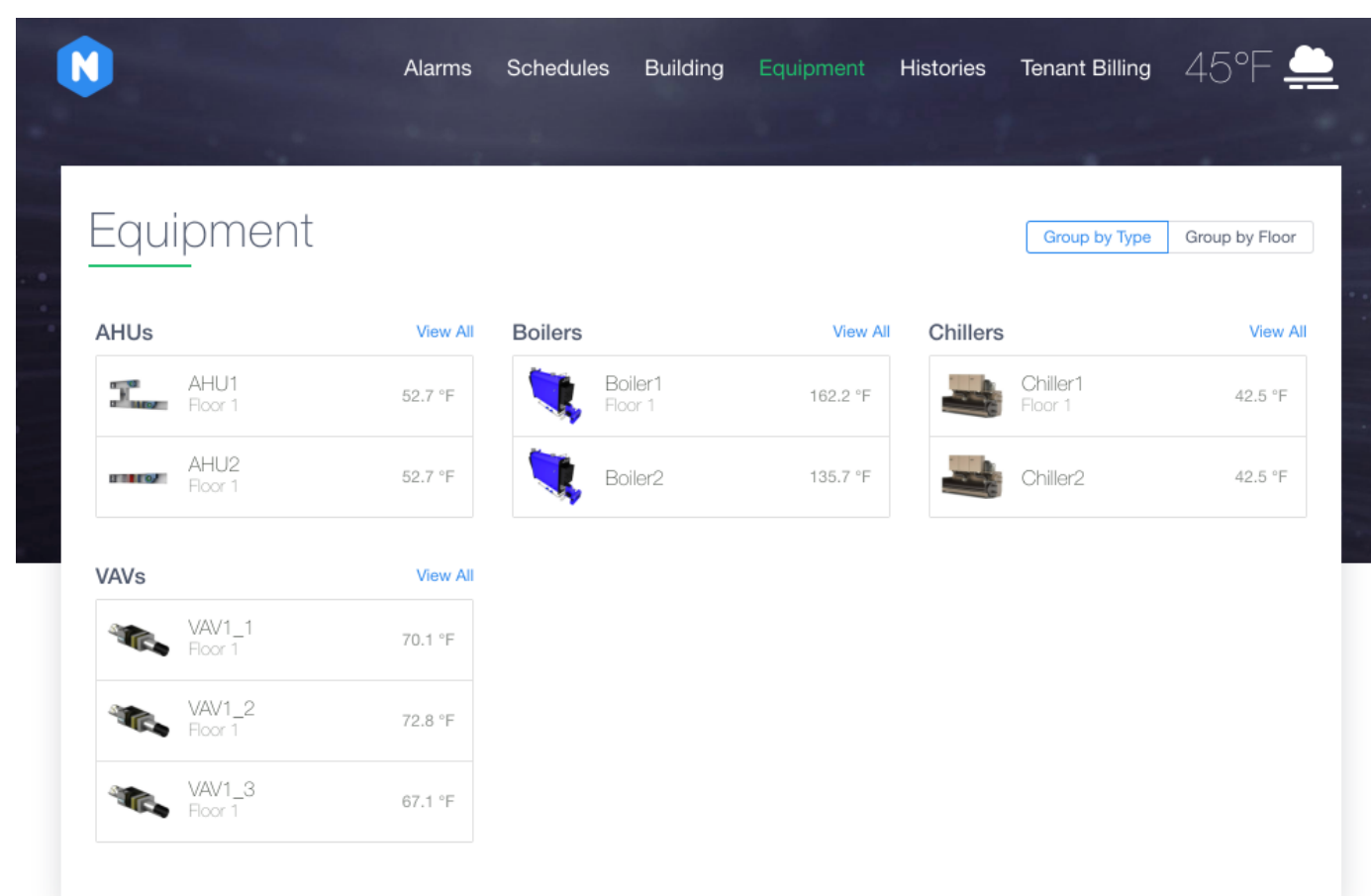
# DEVICES AND EQUIPMENT

## Import a CSV and watch Reflow work

If you have a standard way of naming points, you're in luck. Import your point list and Reflow will automatically match point names on devices and link them to equipment graphics and floor plans

## Embed Niagara views

Already have existing equipment graphics? Leverage them by embedding PX views directly inside Reflow views.



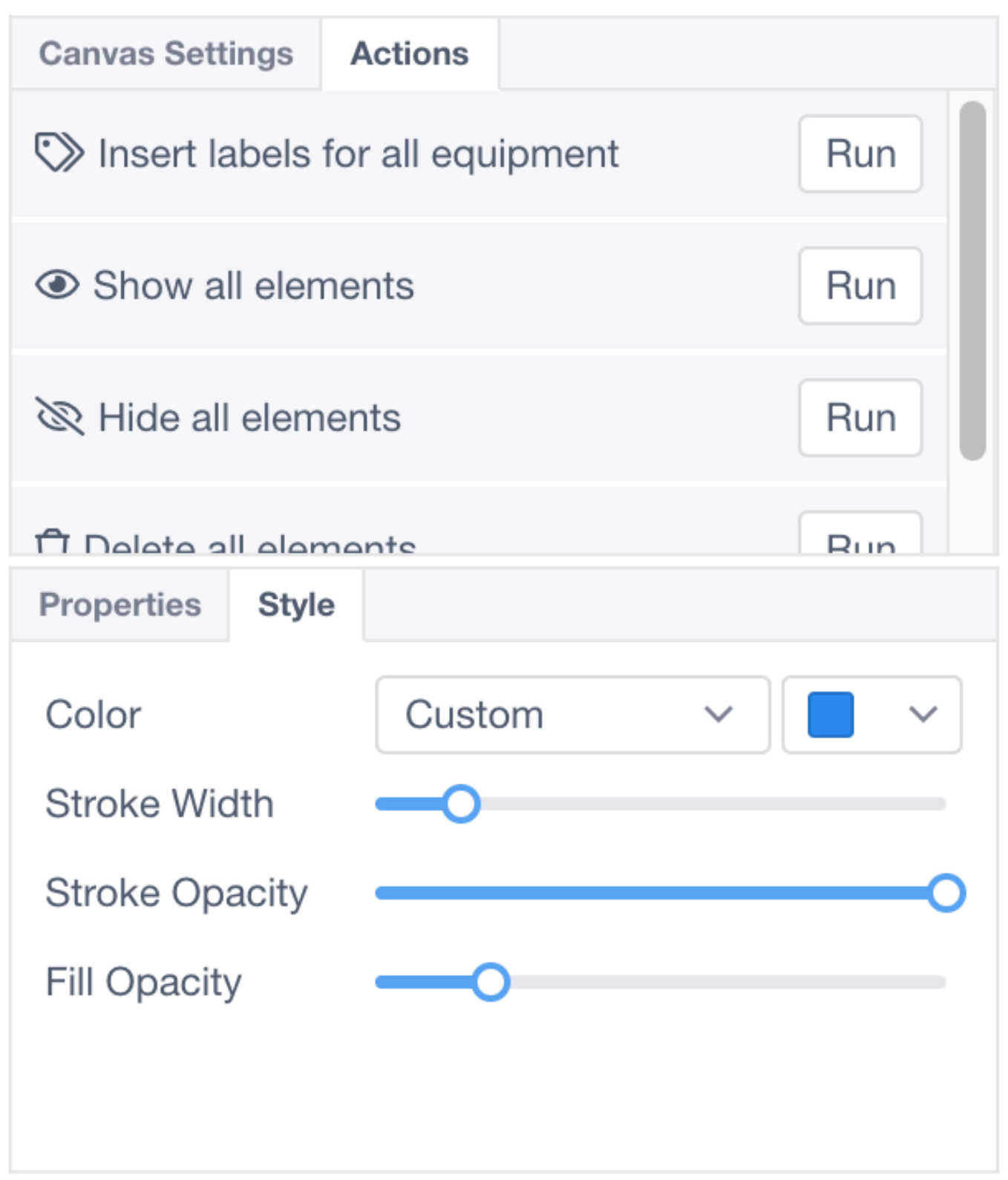
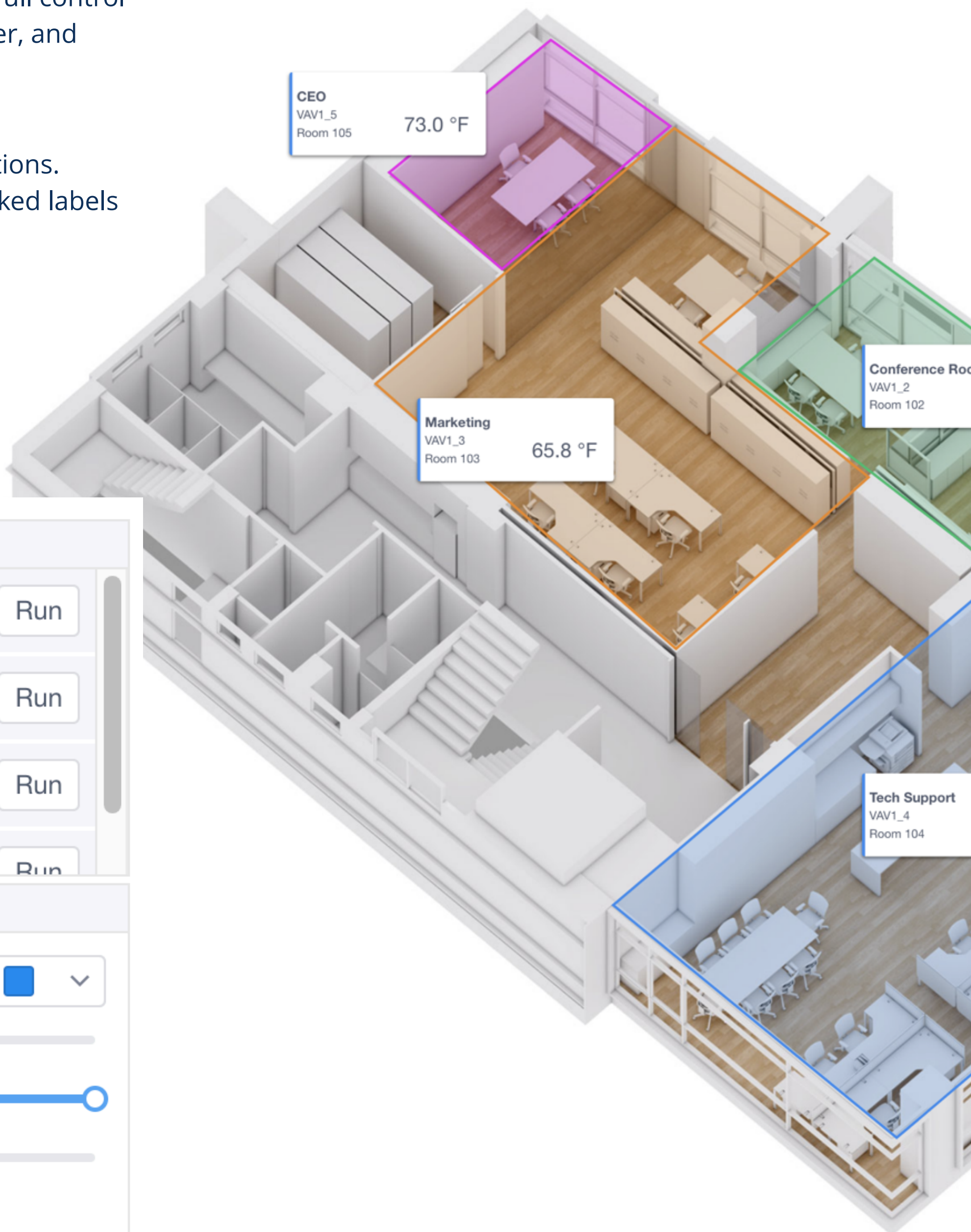


# FLOOR PLAN EDITOR

## Fully featured graphics editor

Draw zones and arrows, insert images, labels, and text boxes, set colors based on Niagara points. Full control over each element including visibility, z-order, and mobile behavior.

Supercharge your workflow with built-in Actions. There's even one to automatically create linked labels for every device associated with the floor.



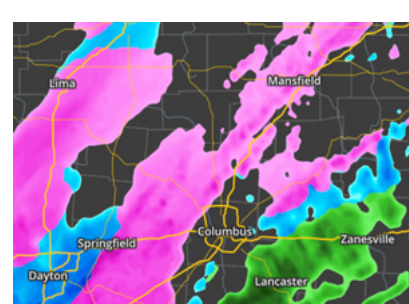


# CREATE STUNNING DASHBOARDS

## Create stunning dashboards

Use Reflow to build intuitive dashboards for any screen size with options to create light and dark pages.

More than 10 types of unique dashboard cards that display important data at glance.



Discharge Air Temp



**64.6 °F**  
Space Temp

**32**  
Total Alarm Records

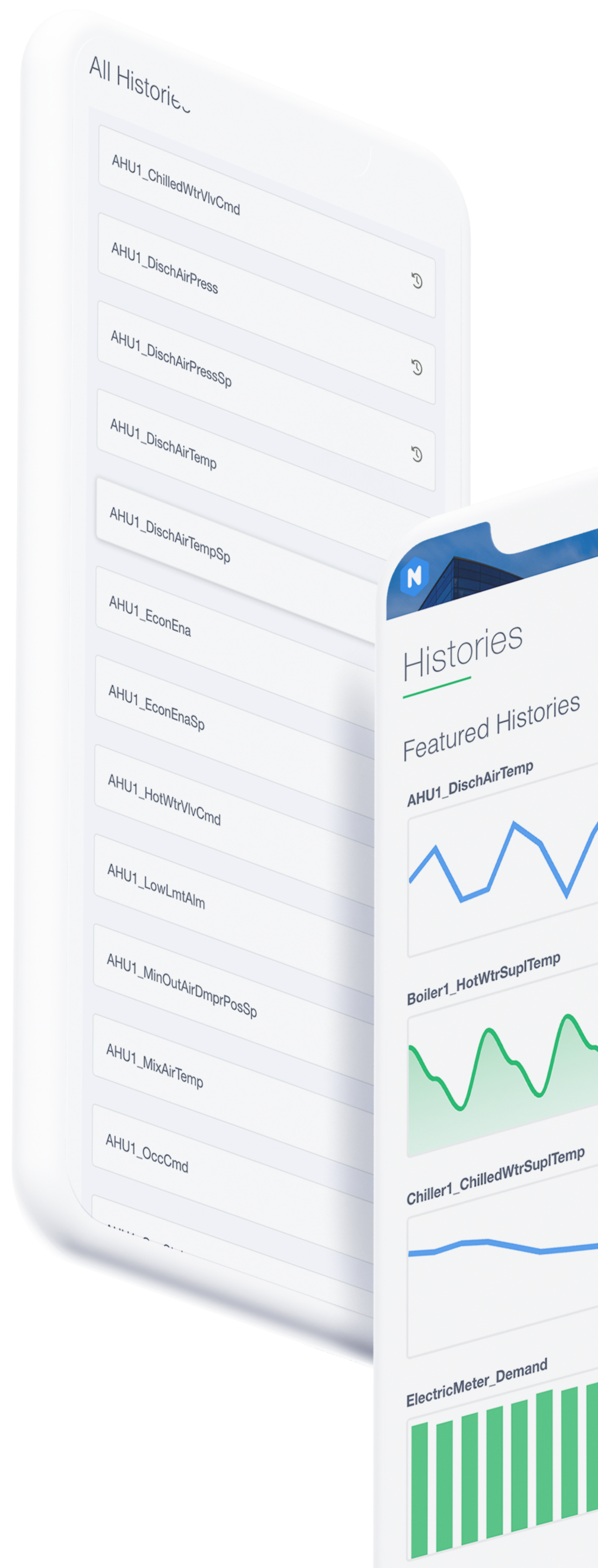
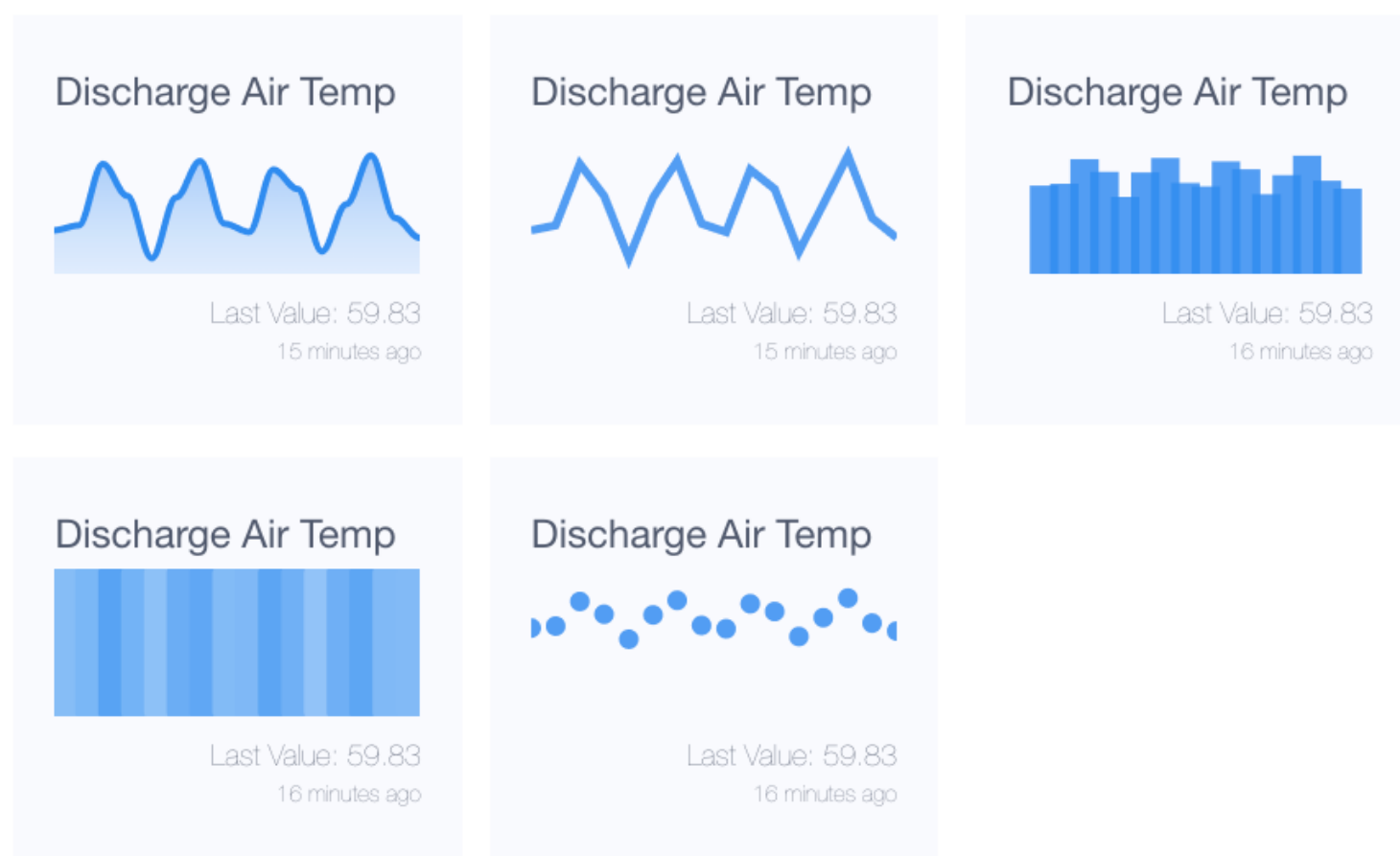


# HISTORIES MADE SIMPLE

## Feature the most important histories

Reflow automatically pulls in all histories on your station, allowing you to group and feature histories in a way that makes sense to the end user.

The Chart Builder in Reflow allows your end users to plot multiple data points on 5 different chart types. Users can export chart images and CSV data files.

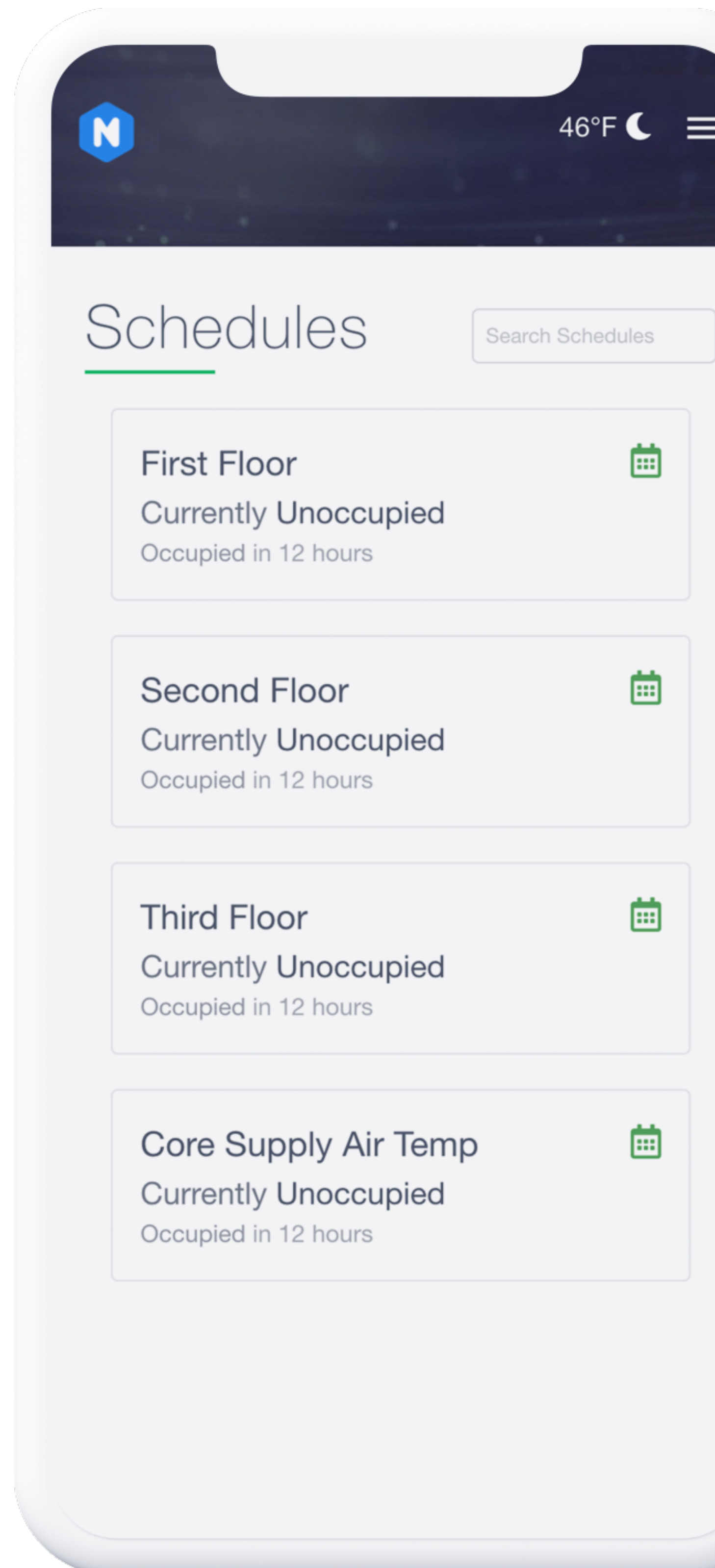
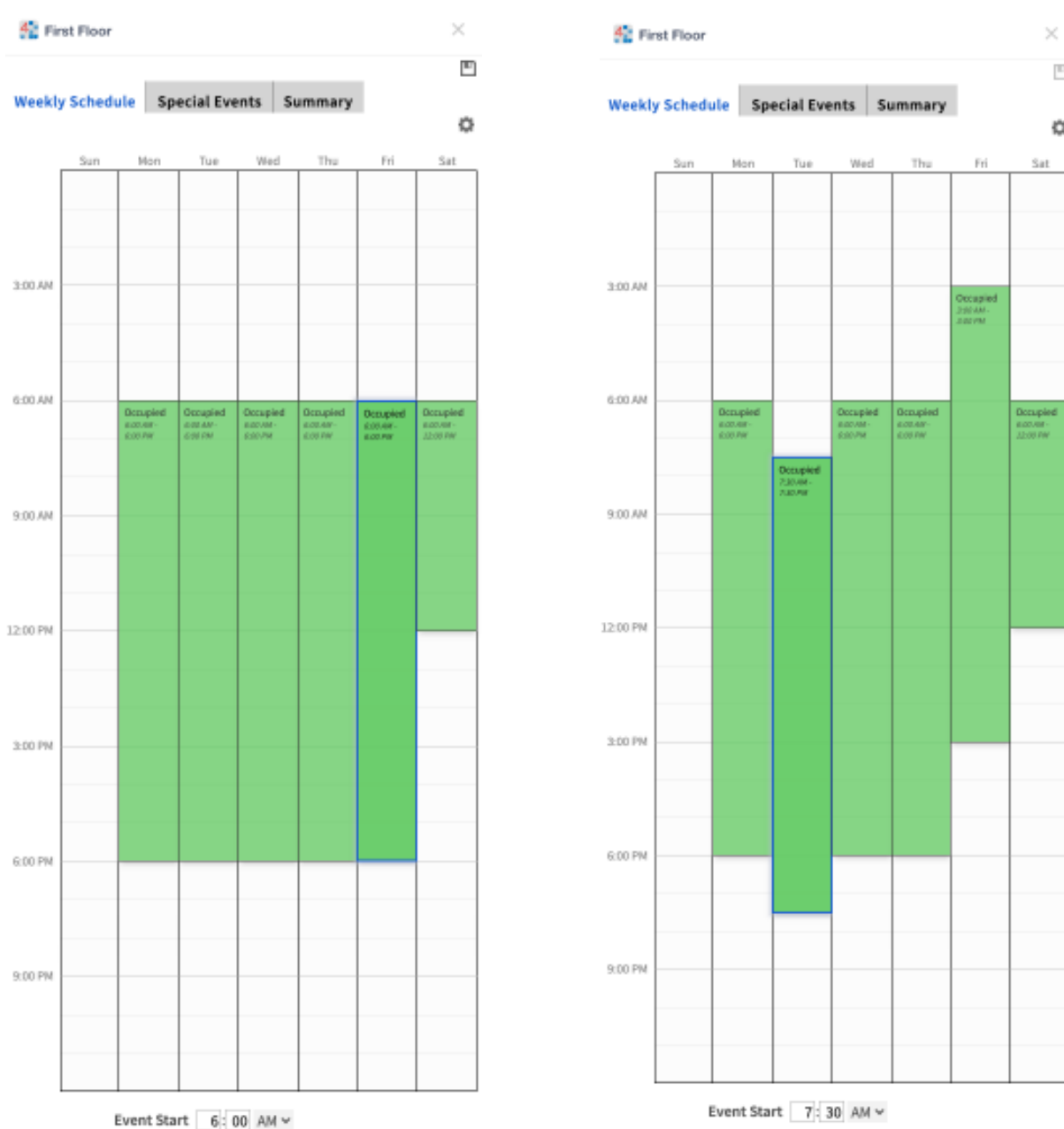


# FAMILIAR SCHEDULES

Quickly search for relevant schedules

Allow customers to access all of their station schedules in one place and make changes with the familiar Niagara schedule editor.

Reflow automatically pulls in all schedules on your station, allowing you to show or hide which are available to the end user inside Reflow.



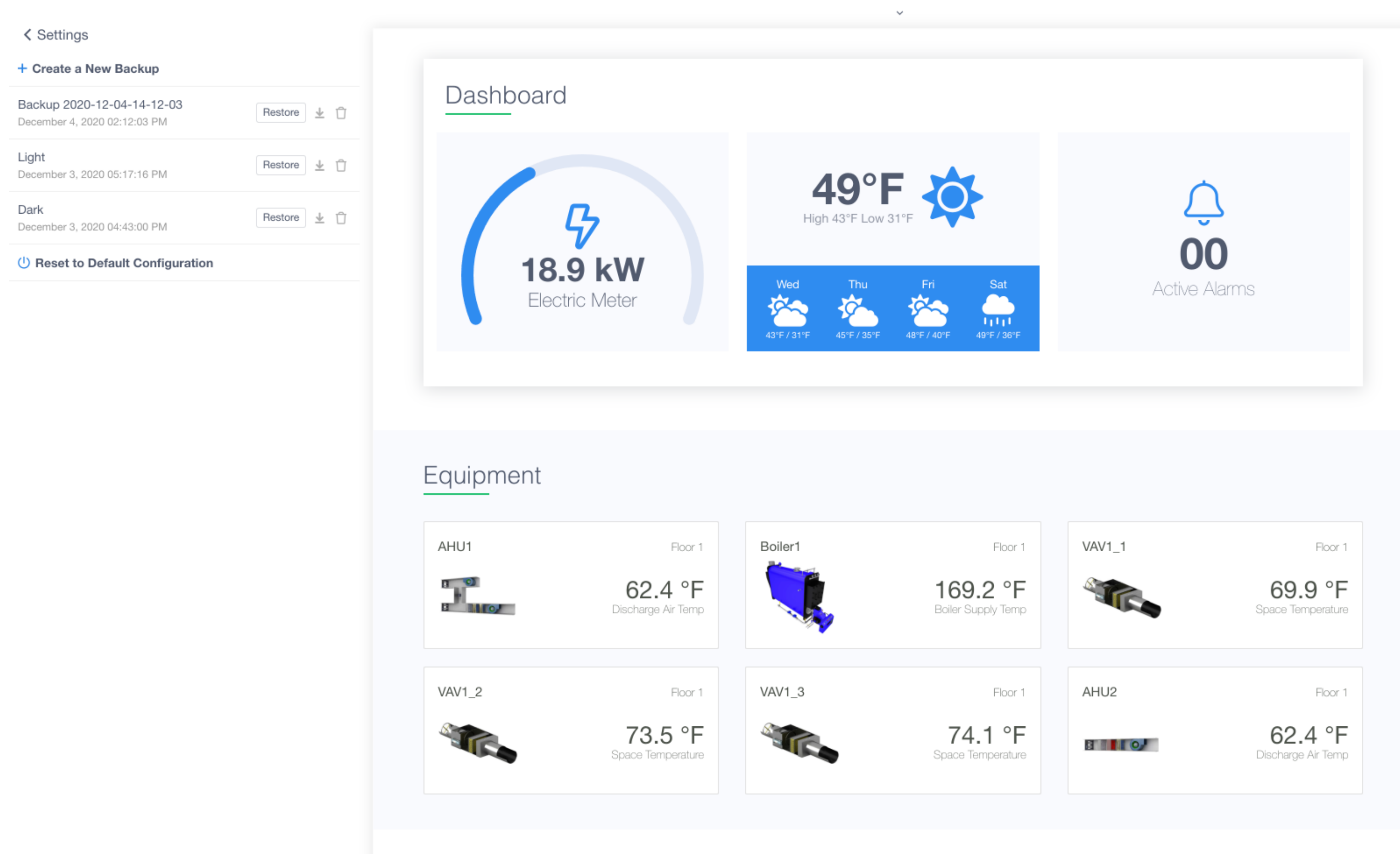


# PORTABLE TIME SAVING SOLUTIONS

## Don't start from scratch

Using Reflow's built in Configuration Backup, get jobs started quickly and easily by leveraging preloaded point lists and page layouts.

Save multiple versions of your work for client review and easily switch between design concepts.



# ADDITIONAL FEATURES



## Security

Reflow inherits the Niagara security model making it as secure as Niagara itself. It respects native user roles and privileges.



## Mobile Navigation

Your site's navigation transforms automatically to give your customers the experience they expect on their mobile devices.



## Custom Pages

Create custom content for specific use cases including executive overviews, energy dashboards, and kiosk displays. Embed any Niagara view!



## Schedules

Allow customers to access all of their station schedules in one place and make changes with the familiar Niagara schedule editor.



## Start Pages

Direct your users to the most relevant page for their role as soon as they've logged in.



## Icon Sets

Hundreds of beautiful icons from sets including FontAwesome and Ionicons are available to use in your station graphics.




## Image Tint

Make your photos pop and overlaid text easy to read by tinting images with a splash of color.



## Built-in Documentation

Our documentation is built right in to the Reflow Config giving you quick access to find answers on how things work.



## Weather Service

NiagaraMods is committed to providing the highest level of weather data for free to all Reflow customers. No monthly fees!



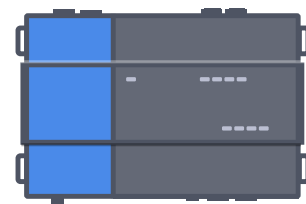
## TECHNICAL SPECIFICATIONS

Reflow was built to be easy to use, install and configure. You'll find the same applies when determining system compatability and understanding security.

You find can more in-depth information on installation and configuration including how-to videos and documentation at [niagaramodules.com](https://niagaramodules.com).

# 4.6<sup>↑</sup>

Requires Niagara 4.6 or later



Compatible with JACE 8000 equivalent or Web Supervisor



Reflow inherits Niagara's security model

# 5.3<sup>MB</sup>

Module size



Weather features require an internet connection

### System Requirements

- Reflow requires Niagara 4.6 or later running on a Web Supervisor or JACE 8000 (or equivalent) hardware
- Reflow's module size is 5.3 MB. It is recommended to have 8MB of free space on your station's file system before installation, and keeping at least 3MB of file space free during usage. This free space is used to store configuration data.
- Reflow does not require additional memory or CPU upgrades and its impact on station memory, heap size, and CPU usage should be negligible. Please note that if your station is already at maximum memory or CPU capacity, adding any module, including Reflow, may be detrimental to your system.

### Security Considerations

- Reflow inherits the Niagara security model. You can control access to Reflow in the same way you can control access to any component in your station.
- Users/categories who do not have access to specific station components, points, devices, graphics, etc. will still not have access to these items in Reflow.
- Reflow uses Niagara's built-in Web Service to serve all files and web requests. If HTTPS is enabled on the Web Service, requests will be served over HTTPS. If the WebService is disabled, Reflow will also be disabled.

### Weather Data

- Reflow uses AerisWeather for weather data including current conditions, forecasts, and live precipitation maps. For current conditions and forecast data, the Reflow module on the station will never connect to the weather data provider. This connection is made in the end user's web browser and will have no impact on station performance. An internet connection from your station is not required to use these features, however end users who wish to see this data will have to have an active internet connection and be authorized to connect via HTTPS to [weather.niagaramodules.com](https://weather.niagaramodules.com).

## TECHNICAL SPECIFICATIONS

### Weather Data

- Reflow caches live precipitation maps to the station file system for a period of 60 minutes. Users request these images from the station. For this feature to work the station must have internet connectivity and be able to connect with the weather data provider host via HTTP at [weather.niagaramodules.com](http://weather.niagaramodules.com).

### License System

- Reflow embeds the NiagaraMods License Service into its module file, it is not necessary to install the module separately.
- NiagaraMods license files expire one year after their issue date independent of product license expiration. This file is located in your station file system root directory and named `niagaramods.license`
- When an internet connection is available, the License Service will connect to the host [api.niagaramodules.com](https://api.niagaramodules.com) over HTTPS to refresh its license file once every 24 hours. This will automatically push out the license file expiration date.
- If an internet connection is not available, the system integrator is responsible for keeping license files up to date, at least once per year, to avoid license file expiration.
- JACE and JACE Pro product licenses never expire and validate only for Host IDs starting with QNX, LYX, WEBEX, or GC5. They are valid for all future versions of Reflow.
- Supervisor product licenses never expire and validate only for Host IDs not starting with QNX, LYX, WEBEX, or GC5. They are valid for all future versions of Reflow.
- Integrator Demo product licenses expire one year from their purchase date and validate for any Host ID with an expiration date not equal to "never" in its Niagara license file. Active licenses are valid for all future versions of Reflow.



